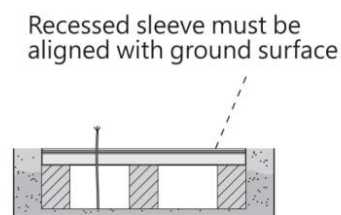




Step 1



Step 2

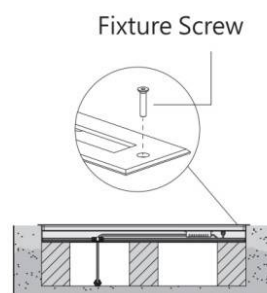


Step 3



Connect the power cable

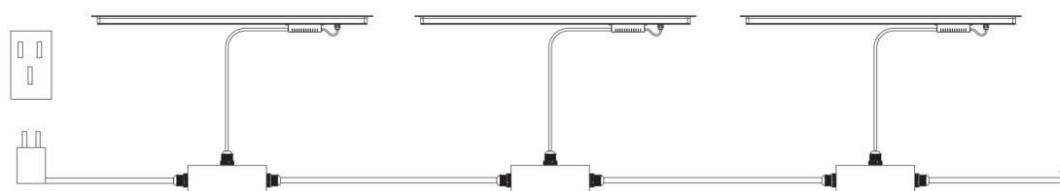
Step 4



Wiring diagram

High voltage on/off fitting: refer to the following recommended wiring method

Example of wiring:



— —